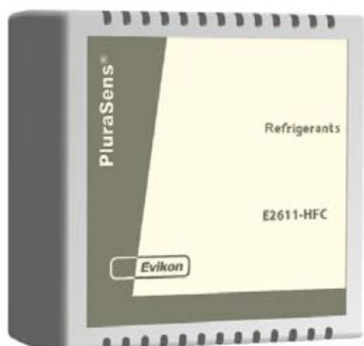


Refrigerants Detector-Transmitter E2611-HFC



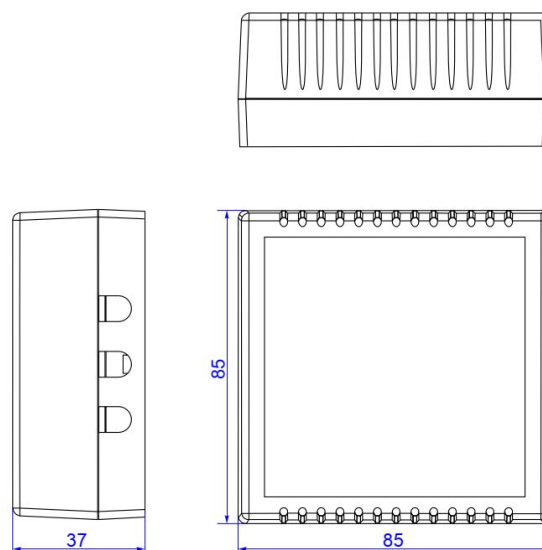
Features

- Accurate and stable measurement
- Compact housing providing optimal airflow
- Two analog outputs settable to 4-20 mA or 0-10 V
- Two relays for alarm / ventilation control
- Acoustic alarm
- RS485 Modbus RTU digital interface

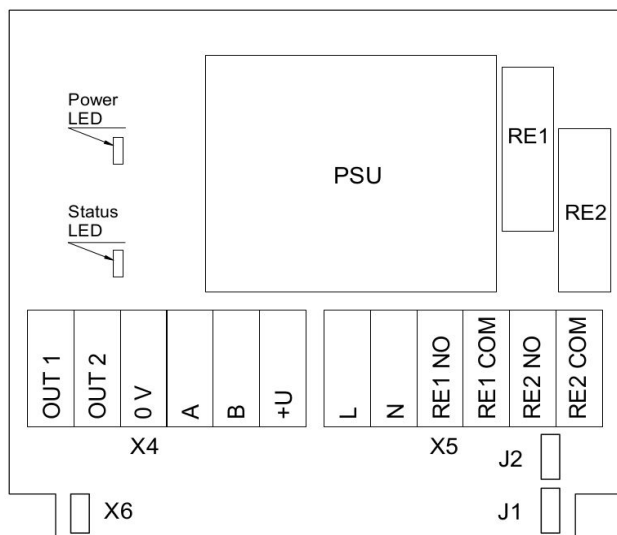
Specifications

Detected gases	R-12, R-123, R-125, R-134a, R-143, R-22, R-404a, R-407c, R-410a etc
Default calibration	R404a
Sensor type	Long-life metal-oxide gas
Sampling method	Diffusion
Typical detection ranges	0...1000 ppm 0...2500 ppm
Resolution/digital unit	1 ppm
Response time T90	<120 s
Signal update	Every 1 second
Sensor lifetime	> 5 years
Maintenance interval	12 months
Self-diagnostics	Full functionality check at start-up
Warm-up time	≤ 1 min
Power supply	12...36 VDC (default) 24 VAC or 230 VAC as options
Power consumption	< 2 VA
Digital interface	RS485, Modbus RTU protocol
Output relays	2 × SPST relays (closing contact), 250 VAC / 30 VDC, 5 A max
Default alarm set-points	LOW: set 100 , release 80 ppm; HIGH: set 500, release 400 ppm
Alarms	Buzzer 85 dB
Analog outputs	2 × 4-20 mA / 0-10 V, user settable
Enclosure	ABS plastic with ventilation slots, wall mount, protection class IP20
Dimensions	H85 × W85 × D37 mm
Operating conditions	-30...+60 °C <95% RH non-condensing; 0.9...1,1 atm Explosion-safe areas Normal ambient oxygen level No strong mechanical shock, vibrations or EMI; Avoid exposure to corrosive gases or silicone containing products.

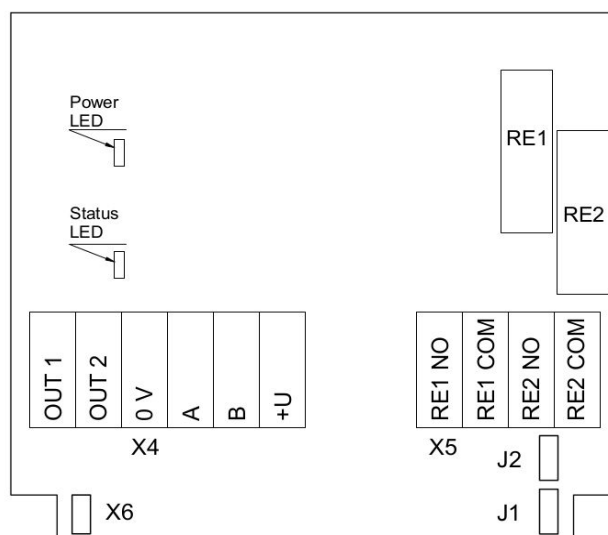
Dimensions



Connection diagrams



Version with PSU



Version without PSU

Jumpers

J1 OUT1 type (open: 4-20 mA; closed 0-10 V)
J2 OUT2 type (open: 4-20 mA; closed 0-10 V)
X6 Reset Modbus network parameters to default

X4 terminals

OUT1 4-20 mA / 0-10 V output
OUT2 4-20 mA / 0-10 V output
0V 0 V / 24 VAC Neutral (optional)
A RS485 A / Data +
B RS485 B / Data -
+U +24 VDC / 24 VAC Phase (optional)

X5 terminals (optional)

L 90...265 VAC Phase
N 90...265 VAC Neutral
RE1 NO Relay 1, normally open terminal
RE1 COM Relay 1, common terminal
RE2 NO Relay 2, normally open terminal
RE2 COM Relay 2, common terminal

